Westhampton on Grove

SUP Submission - Revised

Westhampton, LLC

Index

	Cover Sheet
C1.00	Existing Conditions Plan
C3.00	Site Plan
C3.10	Site Details
A1.00	Ground Floor Plan
A2.00	Second Floor Plan
A3.00	Third Floor Plan
A4.00	Elevations
A5.00	Elevations
A6.00	Elevations
L1.00	Landscape and Lighting Plan
L2.00	Lighting Details

GLAVÉ & HOLMES ARCHITECTURE

STEWART / HG

STRONGER BY DESIGN

May 11, 2016

(Original SUP Submission December 22, 2015)

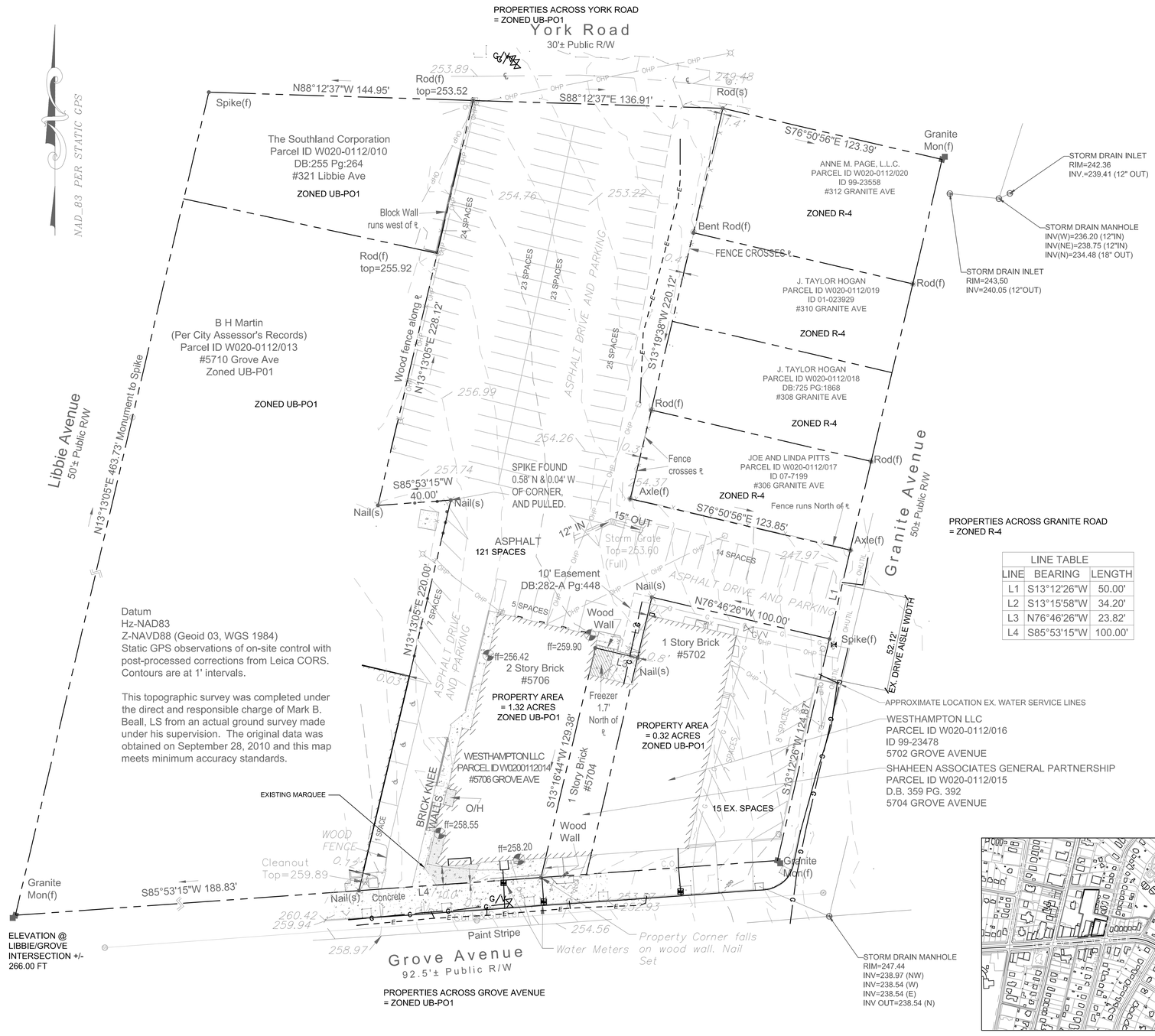

LINE TABLE		
LINE	BEARING	LENGTH
L1	S13°12'26"W	50.00'
L2	S13°15'58"W	34.20'
L3	N76°46'26"W	23.82'
L4	S85°53'15"W	100.00'

VICINITY MAP SCALE: 1"=500'

SURVEY NOTES:

1. THIS SURVEY MAP IS INTENDED TO REPRESENT THE EXISTING CONDITIONS/TOPOGRAPHY ON A PORTION OF THE PROPERTY AND ALL ENCUMBRANCES UPON THE PROPERTY MAY NOT BE SHOWN.
2. HORIZONTAL DATUM IS NAD 83-2011 AND VERTICAL DATUM IS NAVD88.
3. THIS DRAWING IS NOT FOR RECORDATION.
4. UTILITIES SHOWN HEREON ARE BASED SOLELY ON ABOVE-GROUND VISIBLE EVIDENCE. NO UTILITY DESIGNATION/MARKING SERVICES WERE PERFORMED AS A PART OF THIS SURVEY. CONTRACTOR SHALL FIELD VERIFY THE LOCATION OF ALL UTILITIES BEFORE COMMENCING CONSTRUCTION.
5. SURVEY INFORMATION BASED ON FIELD SURVEY OF LOT #5702 BY BDR SURVEY COMPLETED ON 10.15.2015 AND REMAINING SURVEY BY BALZER AND ASSOCIATES COMPLETED ON 09.10.2010.
6. THE SUBJECT PROPERTY LIES IN ZONES X (AREA DETERMINED TO BE OUTSIDE THE 0.2% ANNUAL CHANCE AND FUTURE CONDITIONS 1% ANNUAL CHANCE FLOODPLAIN), BASED ON THE FLOOD INSURANCE RATE MAP COMMUNITY MAP NUMBER NUMBER51012900009D, EFFECTIVE ON04/02/2009
7. NO WETLANDS HAVE BEEN IDENTIFIED WITHIN THE PROJECT OR PARCEL SHOWN.
8. THERE ARE NO CHESAPEAKE BAY PRESERVATION AREAS ON PROPERTY.

EXISTING CONDITIONS LEGEND

- EXISTING LIGHT POLES
- OHP — EXISTING OVERHEAD POWER
- WM — EXISTING WATER METER
- EXISTING ADA ACCESSIBLE PARKING SPACE
- OHT — EXISTING OVERHEAD COMMUNICATIONS
- X — EXISTING FENCE
- OHUTIL — EXISTING OVERHEAD UTILITY

STEWART / HG
STRONGER BY DESIGN
5701 GROVE AVENUE
RICHMOND, VA 23226
T 804.740.7500
FIRM LICENSE #: C-1051
www.stewartinc.com
PROJECT # M15038
CONTACT: CHARLENE HARPER

Client:

WESTHAMPTON, LLC
350 PEMBROKE LAND
GOOCHLAND, VA 23238

CONTACT: STEFAN CAMETAS

Project:

WESTHAMPTON ON GROVE

Vicinity map:

Seal:

NOT FOR CONSTRUCTION

Issued for:

SPECIAL USE PERMIT

No.	Date	Description

0 15 30 60 NORTH

1"=30'

Title:

EXISTING CONDITIONS PLAN

Project number: M15038 Sheet:
Date: 05.11.2016
Drawn by: ABS
Approved by: CAH

C1.00

F:\2015\Cametas - Westhampton Theatre Property M15038\DWG\S1 - Design\Sheet Files\M15038-C1.00-Existing Conditions.dwg May 11, 2016 - 1:53pm

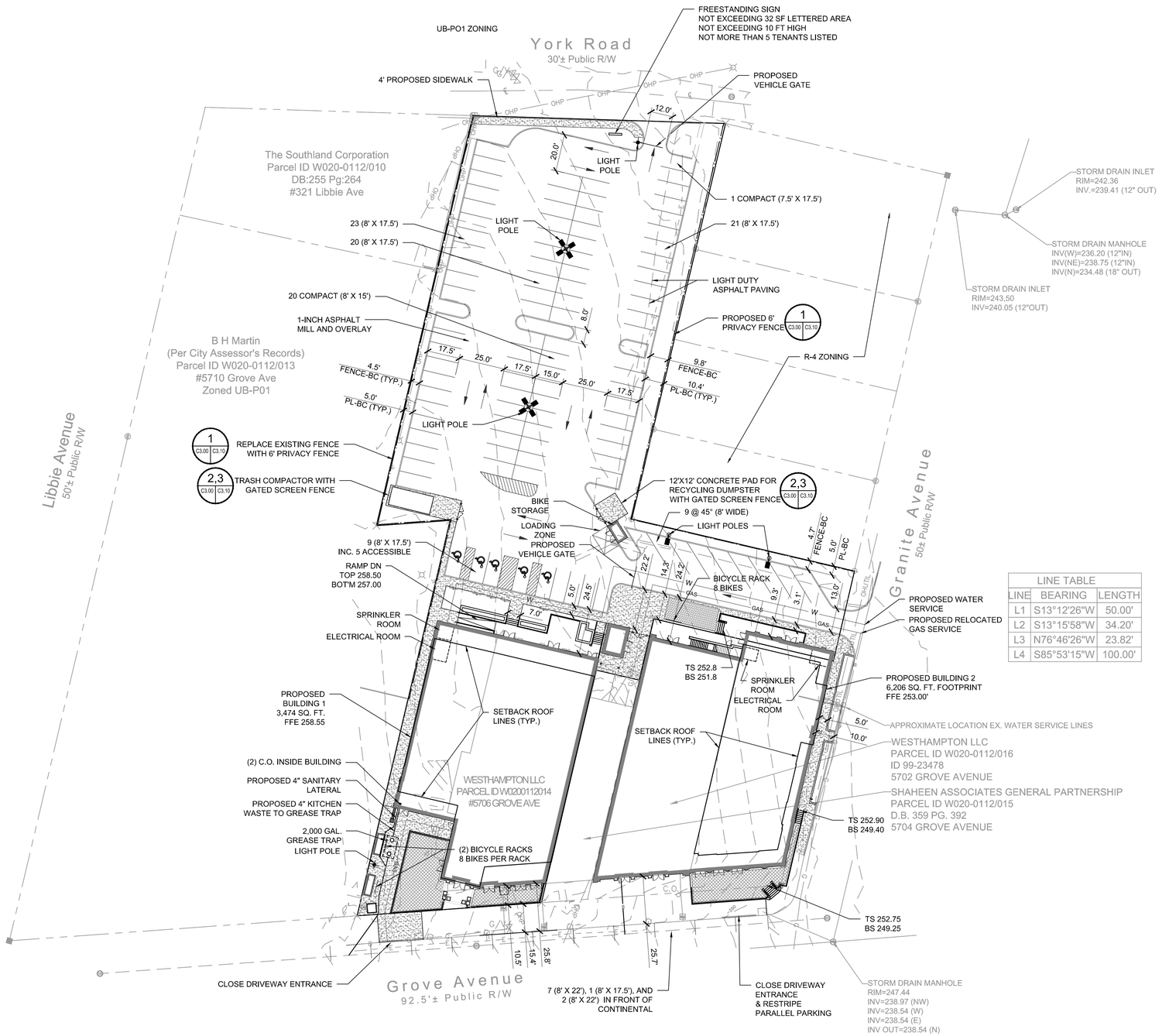

LINE TABLE		
LINE	BEARING	LENGTH
L1	S13°12'26"W	50.00'
L2	S13°15'58"W	34.20'
L3	N76°46'26"W	23.82'
L4	S85°53'15"W	100.00'

SITE LEGEND

- PROPOSED BUILDING
- PROPOSED CONCRETE SIDEWALK
- PROPOSED FULL DEPTH ASPHALT
- PROPOSED CURB & GUTTER
- PROPOSED SIGN
- PROPOSED ADA PARKING SPACE
- PROPOSED WHEEL STOP
- PROPOSED FENCE
- PROPOSED VEHICLE GATE (X' WIDE)
- PROPOSED LIGHT
- PROPOSED BIKE RACK

TOTAL SITE AREA: 1.65 AC:

BLDG 1:	0.25 AC
BLDG 2:	0.29 AC
SIDEWALKS:	0.23 AC
VEHICULAR PAVEMENT:	0.71 AC
OPEN SPACE:	0.17 AC (10.3%)

REQUIRED PARKING: 111 SPACES:

1 SPACE PER 330 SQ. FT. BUSINESS
1 SPACE PER 4 RESIDENTIAL UNITS

PROVIDED PARKING: 111 SPACES:

21 COMPACT (<20% OF TOTAL)
5 H.C. ACCESSIBLE

EXISTING IMPERVIOUS AREA:	92.4%
PROPOSED IMPERVIOUS AREA:	89.7%

WATER QUALITY REQUIREMENTS: ACCOMPLISHED VIA A COMBINATION OF NUTRIENT CREDIT PURCHASE, REDUCED PERCENT IMPERVIOUS AREA, AND COMPOST-AMENDED GREEN SPACES

WATER QUANTITY REQUIREMENTS: POST</=PRE-DEVELOPED 10-YEAR POST-DEVELOPED PEAK FLOWS AT OUTFALL POINTS.

STEWART / HG
STRONGER BY DESIGN
5701 GROVE AVENUE
RICHMOND, VA 23226
T 804.740.7500
FIRM LICENSE #: C-1051
www.stewartinc.com
PROJECT # M15038
CONTACT: CHARLENE HARPER

Client:

WESTHAMPTON, LLC
350 PEMBROKE LAND
GOOCHLAND, VA 23238

CONTACT: STEFAN CAMETAS

Project:

WESTHAMPTON ON GROVE

Vicinity map:

Seal:

NOT FOR CONSTRUCTION

Issued for:

SPECIAL USE PERMIT

No.	Date	Description

0 15 30 60 NORTH

SCALE: 1"=30'

Title:

SITE PLAN

Project number: M15038 Sheet:
Date: 05.11.2016
Drawn by:
Approved by:

C3.00

F:\2015\Cametas - Westhampton Theatre Property M15038\DWGS\1 - Design\Sheet Files\M15038-C3.00-Site Plan.dwg May 11, 2016 - 1:51pm

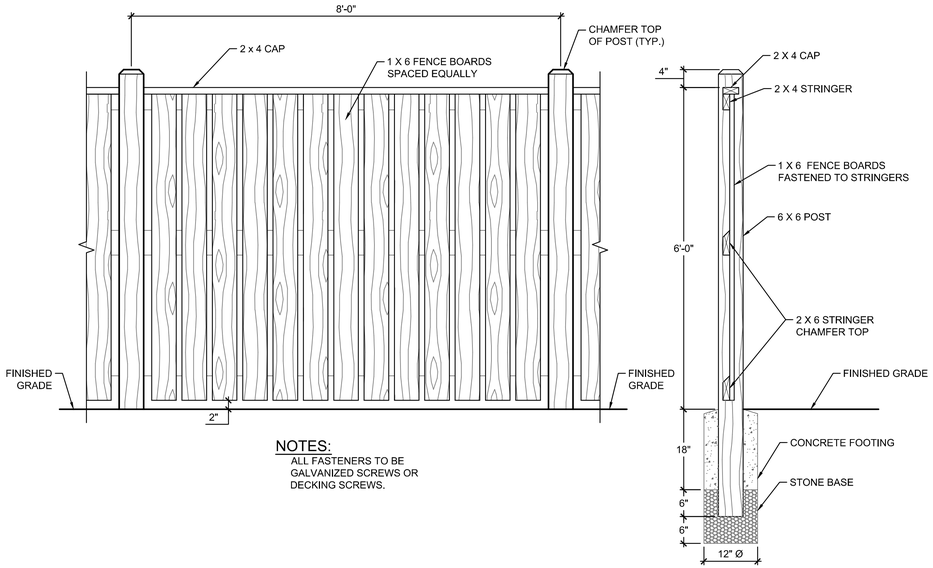

NOTES:
ALL FASTENERS TO BE GALVANIZED SCREWS OR DECKING SCREWS.

1 ELEVATION
PRIVACY FENCE
SCALE: 3/4" = 1'-0"

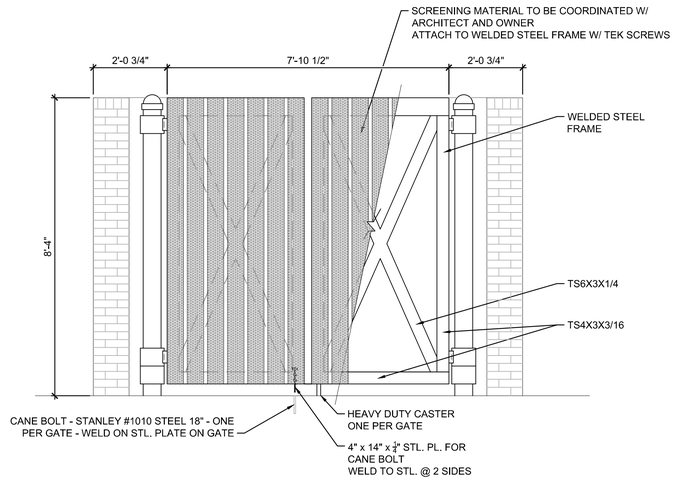

2 ELEVATION
DUMPSTER AND COMPACTOR ENCLOSURE
SCALE: 1/2" = 1'-0"

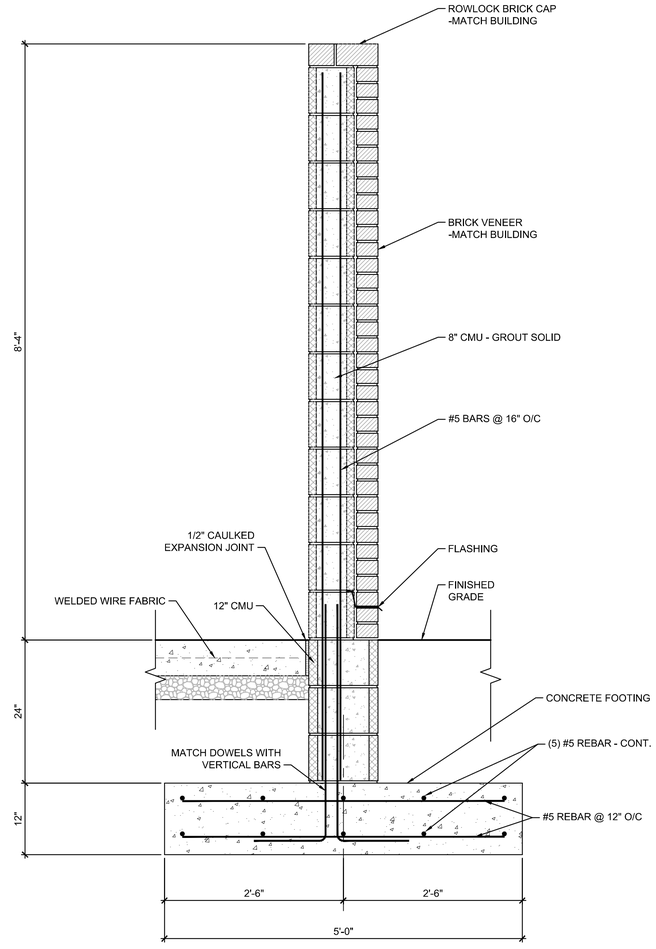

3 SECTION
DUMPSTER AND COMPACTOR ENCLOSURE
SCALE: 1" = 1'-0"

STEWART / HG
STRONGER BY DESIGN
5701 GROVE AVENUE
RICHMOND, VA 23226
T 804.740.7500
FIRM LICENSE #: C-1051
www.stewartinc.com
PROJECT # M15038
CONTACT: CHARLENE HARPER

Client:

WESTHAMPTON, LLC
350 PEMBROKE LAND
GOOCHLAND, VA 23238

CONTACT: STEFAN CAMETAS

Project:

WESTHAMPTON ON GROVE

Vicinity map:

Seal:

NOT FOR CONSTRUCTION

Issued for:

SPECIAL USE PERMIT

No.	Date	Description

SCALE: AS NOTED

Title:

SITE DETAILS

Project number: M15038 Sheet:
Date: 05.11.2016
Drawn by:
Approved by:

C3.10

F:\2015\Cametas - Westhampton Theatre Property M15038\DWGS\1 - Design\Sheet Files\M15038-C3.00-Site Plan.dwg May 11, 2016 - 1:51pm

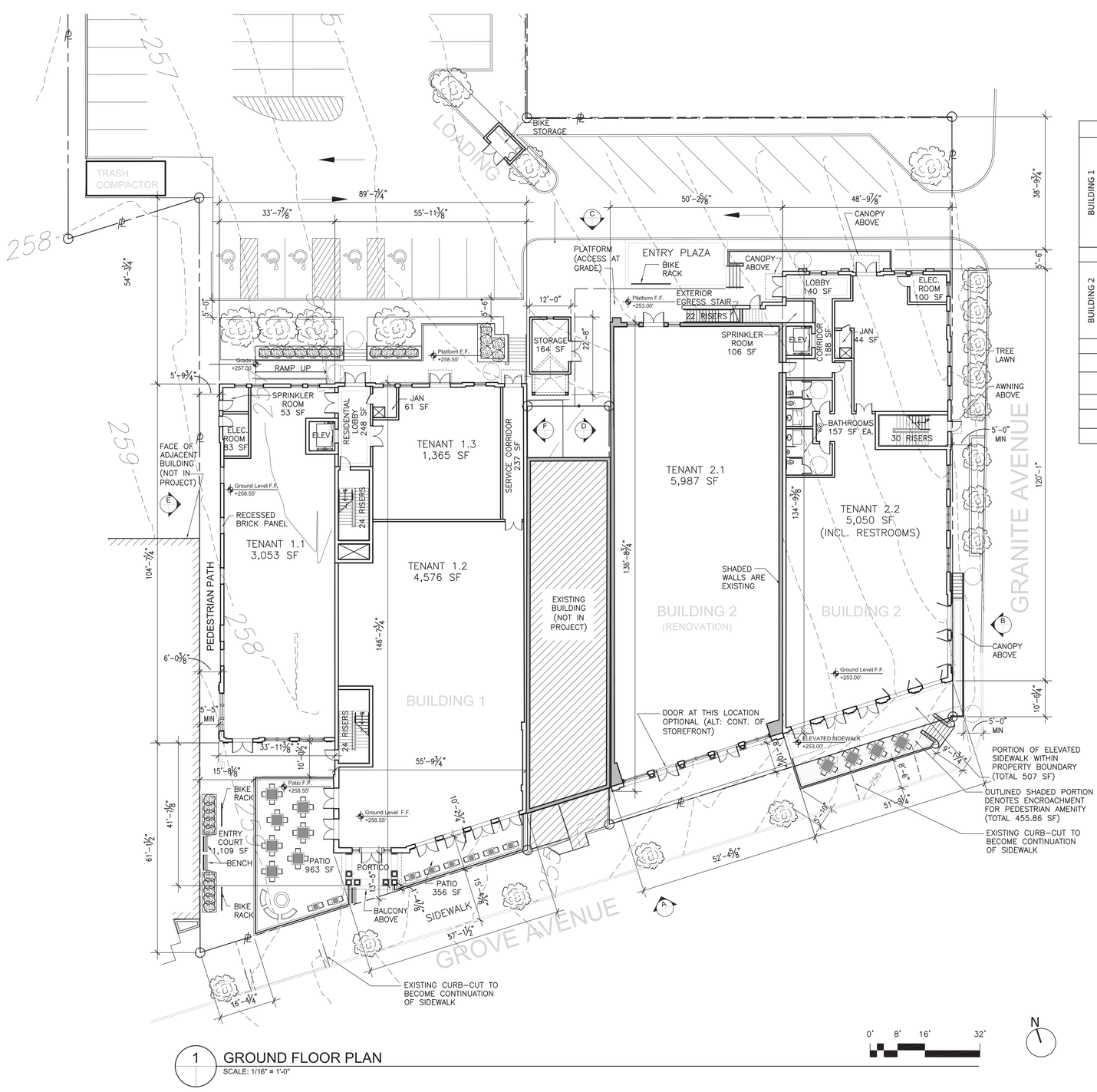

1 GROUND FLOOR PLAN
SCALE: 1/16" = 1'-0"

GROSS BUILDING AREA BY USE AND REQ'D PARKING TABLE

	USE		OCCUPANCY	BUILDING AREA (SF)	PARKING FACTOR	SPACES REQ'D
BUILDING 1	COMMERCIAL		B	13,918	330	42
	RESTAURANT + PATIO		A	6,132	330	19
	RESIDENTIAL		R2	8,001	1 per 4 Units	2
	TOTAL BUILDING 1			**28,051**		**63**
BUILDING 2	**USE**		**OCCUPANCY**	**BUILDING AREA (SF)**	**PARKING FACTOR**	**SPACES REQ'D**
	COMMERCIAL		B	16,523	330	50
	RESIDENTIAL		R2	4,510	1 per 4 Units	1
	TOTAL BUILDING 2			**21,032**		**51**
	SUBTOTAL			49,084		114
	TOTAL SHARED PARKING					(3)
	GRAND TOTAL			49,084		**111**
	NOTE: OCCUPANCY SUBTOTALS INCLUDE INCIDENTAL CORE AREAS					

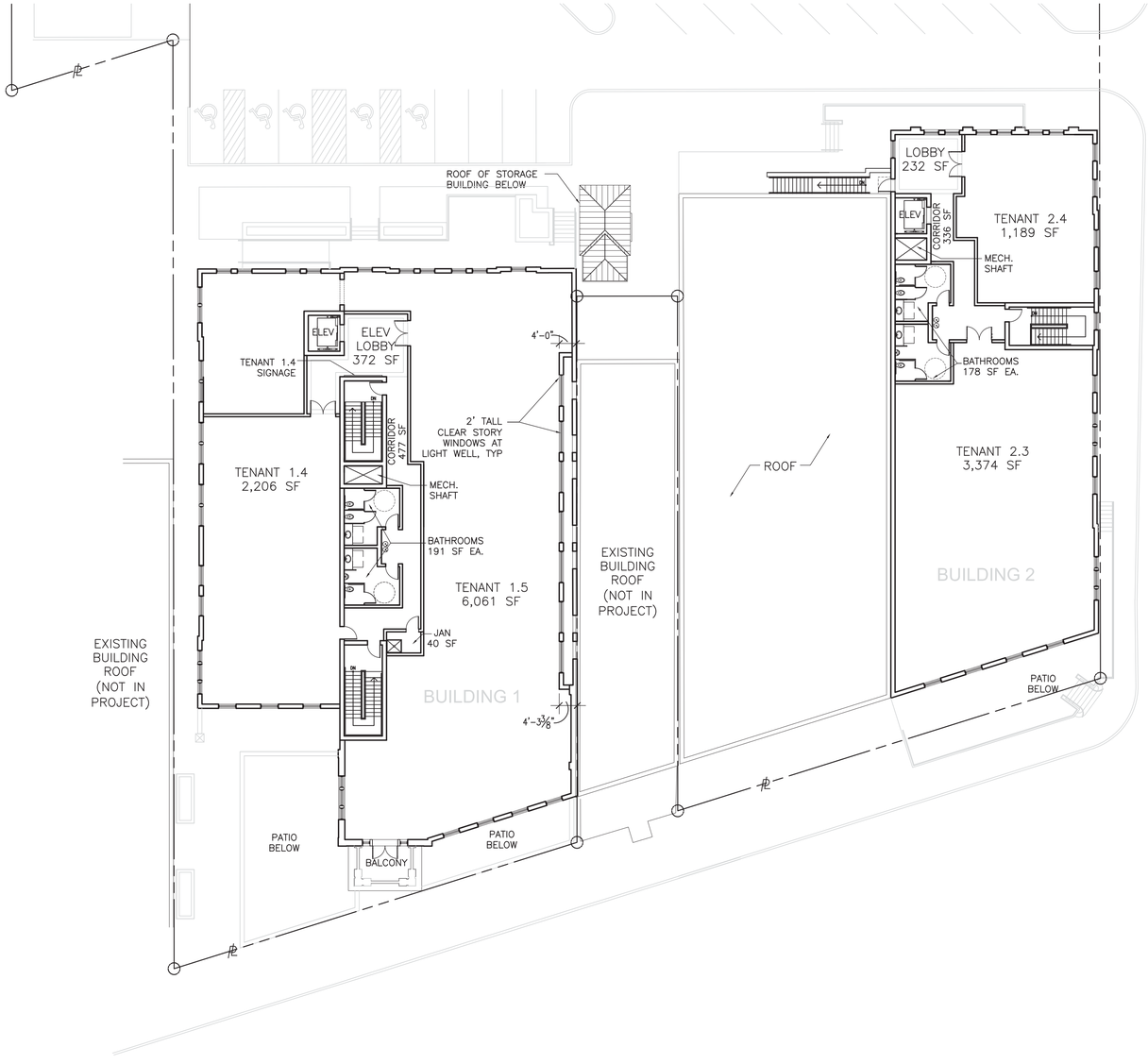

2 SECOND FLOOR PLAN

SCALE: 1/16" = 1'-0"

0' 8' 16' 32'

N

A2.00

2016 May 11

Westhampton on Grove

SUP Submission - Revised

Westhampton, LLC

GLAVÉ & HOLMES ARCHITECTURE

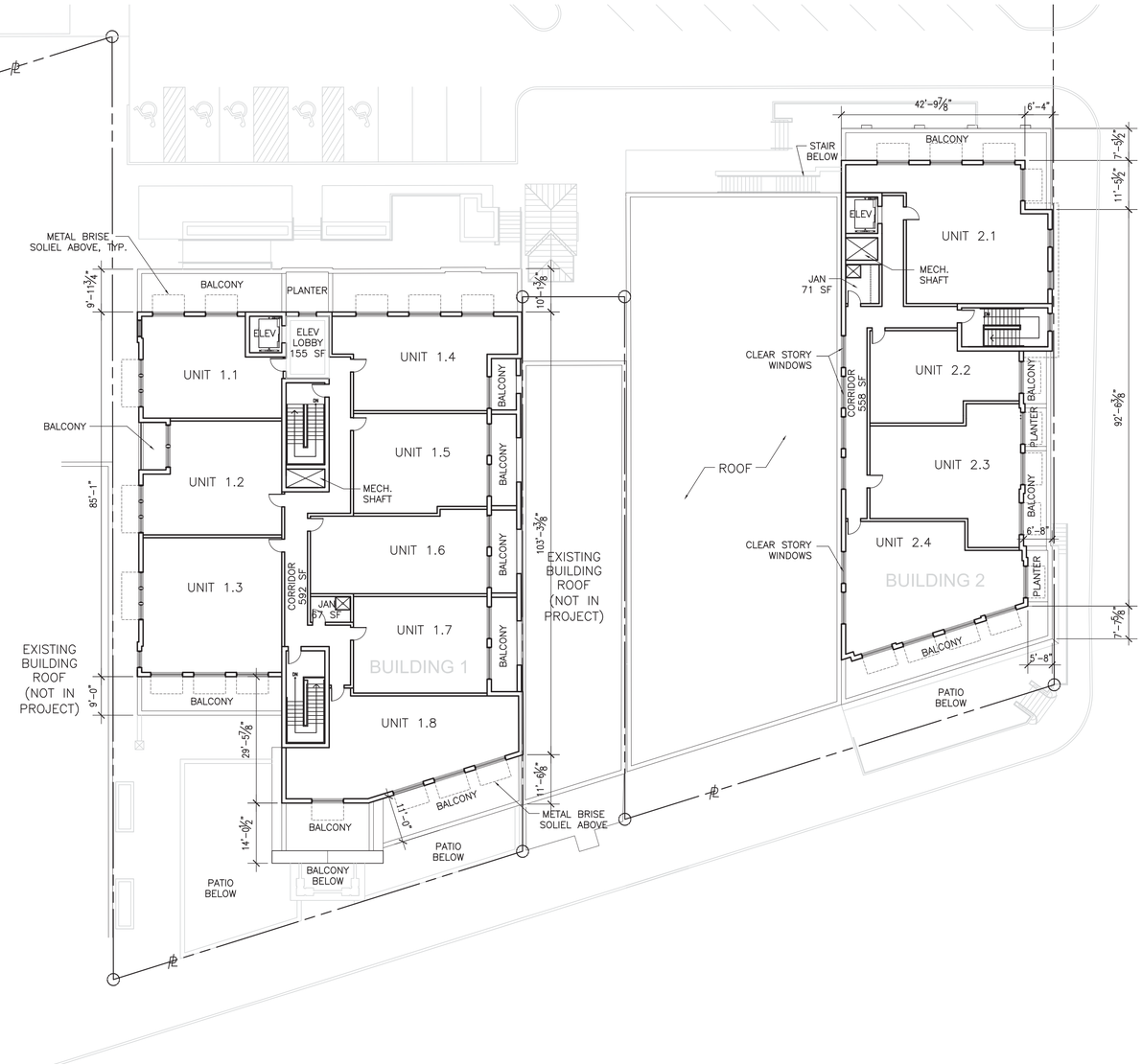

3 THIRD FLOOR PLAN
SCALE: 1/16" = 1'-0"

NOTE: LOCATIONS OF APARTMENT BALCONY ACCESS DOORS TO BE DETERMINED

0' 8' 16' 32' N

A3.00
2016 May 11

Westhampton on Grove

SUP Submission - Revised

Westhampton, LLC

GLAVÉ & HOLMES ARCHITECTURE

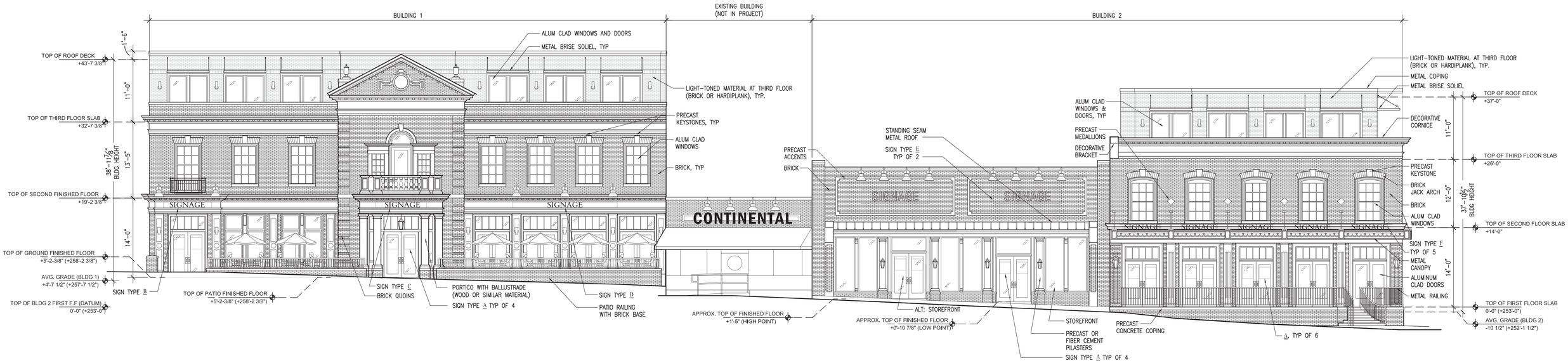

A GROVE AVENUE ELEVATION
SCALE: 1/8" = 1'-0"

0' 4' 8' 16'

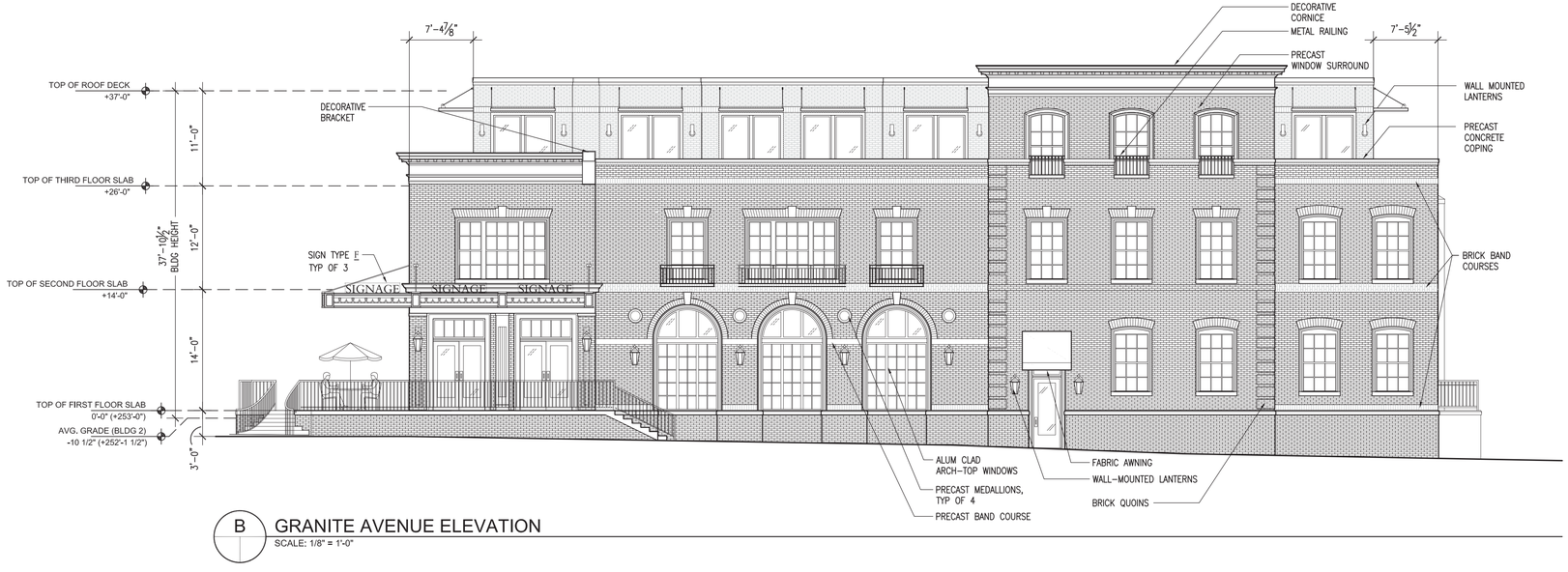

B GRANITE AVENUE ELEVATION
SCALE: 1/8" = 1'-0"

SIGNAGE ALLOTMENT SCHEDULE

SIGN ID	SIGN TYPE	ALLOTMENT DIMENSIONS	ALLOTMENT AREA (SF)	NOTES	QTY	TOTAL ALLOTMENT AREA (SF)
A	GLASS DECAL	2'-0" X 2'-0"	4.00	DOOR DECAL	14	56.00
B	FIXED PANEL	8'-6" X 1'-0"	8.50	FRIEZE MOUNTED	1	8.50
C	FIXED PANEL	9'-0" X 1'-0"	9.00	FRIEZE MOUNTED	1	9.00
D	FIXED PANEL	18'-6" X 1'-0"	18.50	FRIEZE MOUNTED	1	18.50
E	FIXED PANEL OR PAINTED	12'-0" X 2'-6"	30.00	WALL MOUNTED	2	60.00
F	METAL CANOPY	6'-4" X 1'-2"	7.35	CANOPY SUPPORTED	9	66.12
G	FIXED PANEL	7'-6" X 1'-6"	11.25	WALL MOUNTED	1	11.25
H	FIXED PANEL	9'-6" X 2'-0"	19.00	WALL MOUNTED	1	19.00
					30	**248.37**

A4.00
2016 May 11

Westhampton on Grove

SUP Submission - Revised

Westhampton, LLC

GLAVÉ & HOLMES ARCHITECTURE

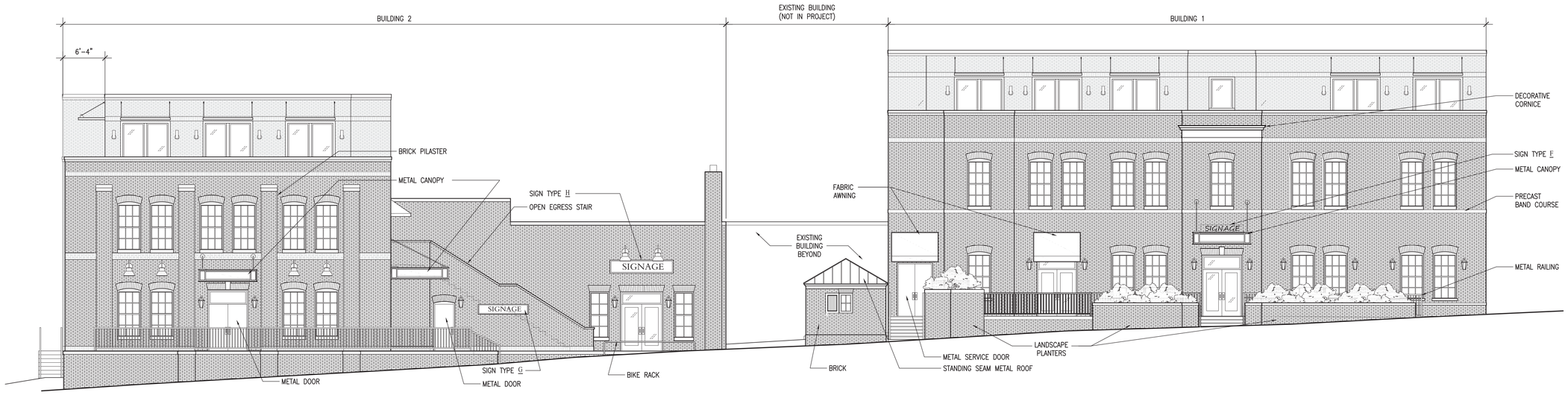

C REAR ELEVATION

SCALE: 1/8" = 1'-0"

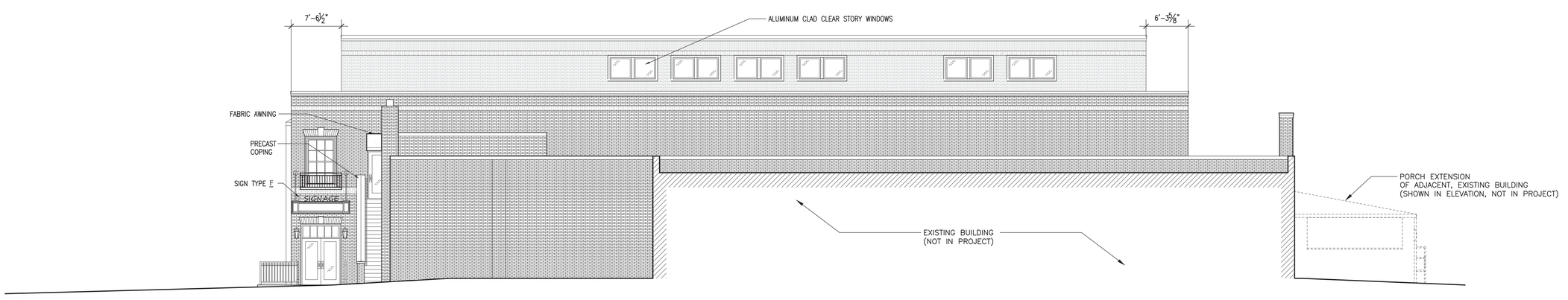

D BUILDING 2 - SIDE ELEVATION

SCALE: 1/8" = 1'-0"

0' 4' 8' 16'

A5.00

2016 May 11

Westhampton on Grove

SUP Submission - Revised

Westhampton, LLC

GLAVÉ & HOLMES ARCHITECTURE

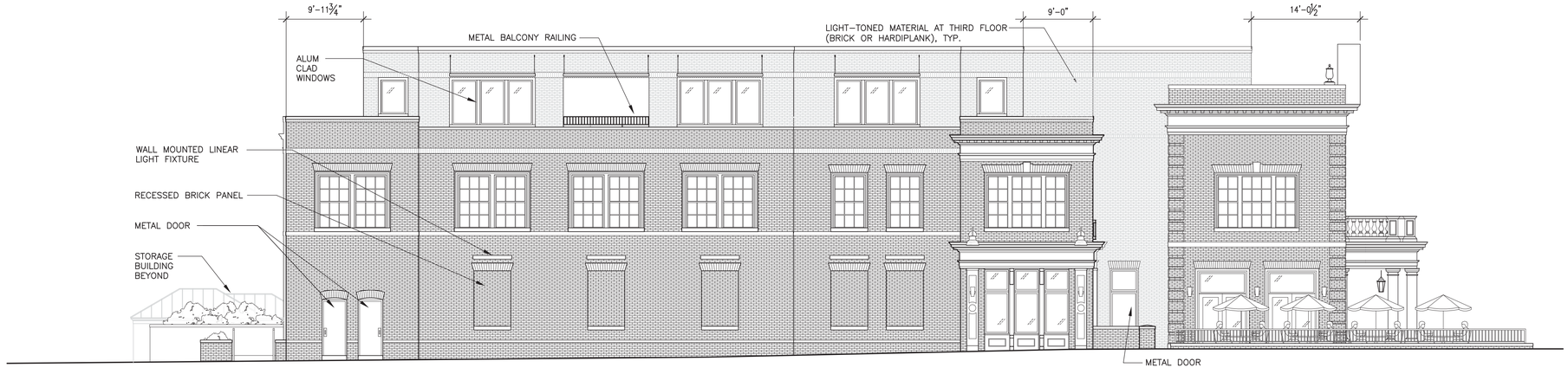

E BUILDING 1 - PEDESTRIAN PATH ELEVATION

SCALE: 1/8" = 1'-0"

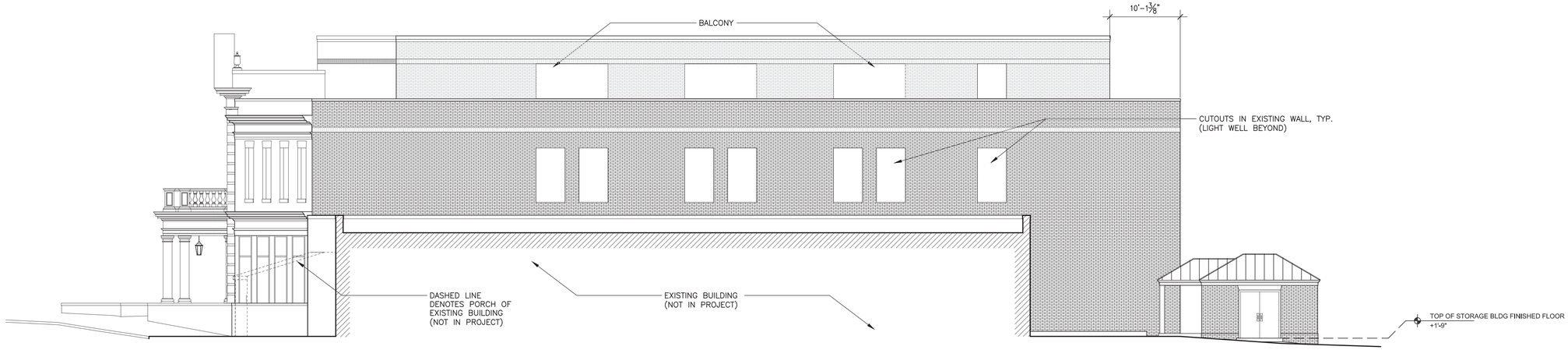

F BUILDING 1 - SIDE ELEVATION

SCALE: 1/8" = 1'-0"

0' 4' 8' 16'

A6.00

2016 May 11

Westhampton on Grove

SUP Submission - Revised

Westhampton, LLC

GLAVÉ & HOLMES ARCHITECTURE

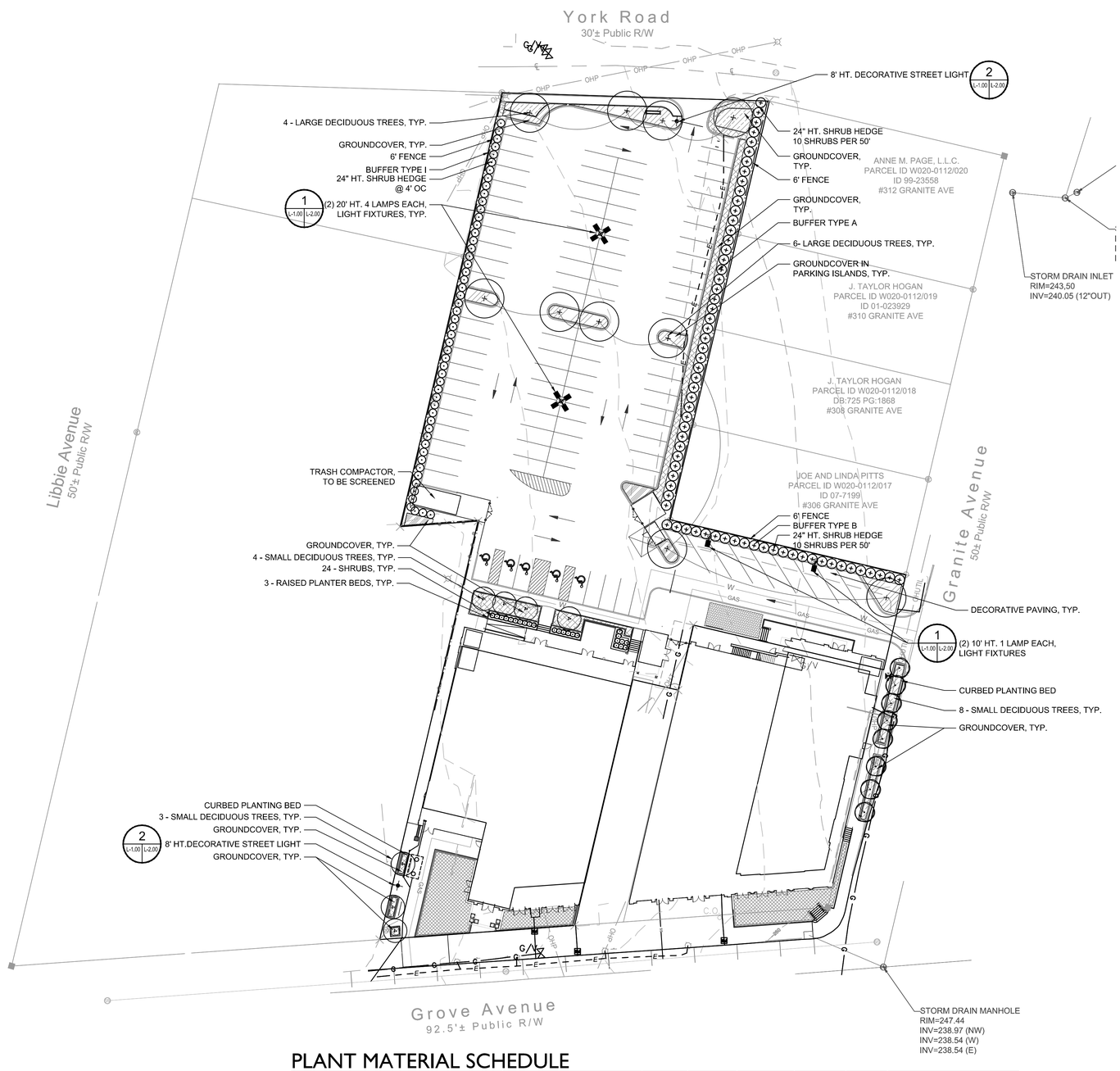

PLANT MATERIAL SCHEDULE

BOTANICAL NAME	COMMON NAME	SPACING	CAL.	SIZE	ROOT TYPE	DETAIL	NOTES
TREES							
CAMELLIA JAPONICA	CAMELLIA	SHOWN		6' H, 4' W	CONT.		
LAGERSTROMEIA INDICA 'SIOUX'	CRAPE MYRTLE	SHOWN		10'H, 6'W	B&B		MULTI-TRUNK
ULMUS PARVIFOLIA	LACEBARK ELMS	SHOWN	2 1/2"	14'H, 6'W	B&B		MIN. 6' CLEAR TRUNK
SHRUBS							
ILEX VOMITORIA 'BORDEAUX'	YAUPON HOLLY			30" H, 24" W	7 GAL.		
LAGERSTROMEIA INDICA 'RUBY DAZZLE'	DWARF CRAPE MYRTLE	SHOWN		24"H X 18"W	3 GAL.		
RHAPELIOUS INDICA	INDIAN HAWTHORNE	SHOWN	-	18"H, 18"W	3 GAL.	-	
GROUND COVER							
VINCA MINOR ' ALBA'	PERIWINKLE	8" OC		2"H, 4"W	4" POTS		
ECHINACEA CONEFLOWER	CHEYENNE SPIRIT	12" OC		6"H, 6"W	8" POTS		
LIRIOPE MUSCARI	LILYTURF	12" OC		6"H, 8"W	8" POTS		
MUHLENBERGIA CAPILLARIS	PINK MULY GRASS	24" OC		18"H, 18" W	1 GAL.		

STEWART / HG
STRONGER BY DESIGN
5701 GROVE AVENUE
RICHMOND, VA 23226
T 804.740.7500
FIRM LICENSE #: C-1051
www.stewartinc.com
PROJECT # M15038
CONTACT: CHARLENE HARPER

Client:

WESTHAMPTON, LLC
350 PEMBROKE LAND
GOOCHLAND, VA 23238

CONTACT: STEFAN CAMETAS

Project:

WESTHAMPTON ON GROVE

Vicinity map:

Seal:

NOT FOR CONSTRUCTION

Issued for:

SPECIAL USE PERMIT

No.	Date	Description

0 15 30 60 NORTH

SCALE: 1"=30'

Title:

LANDSCAPE AND LIGHTING PLAN

Project number: M15038 Sheet:
Date: 05.11.2016
Drawn by: CKW
Approved by: DCG

L1.00

F:\2015\Cametas - Westhampton Theatre Property M15038\DWGS\1 - Design\Sheet Files\M15038-L1.00-Planting Plan.dwg May 11, 2016 - 1:56pm

VIPER S
SERIES
SMALL VIPER LUMINAIRE

Cat.#

Job

Type

Approvals

SPECIFICATIONS

Intended Use

The Beacon Viper luminaire is available in two sizes with a wide choice of different LED Wattage configurations and optical distributions designed to replace HID lighting up to 1000W MH or HPS. Luminaires are suitable for wet locations.

Construction

- One piece optical cartridge system consisting of an LED engine, LED lamps, optics, gasket and stainless steel bezel.
- Cartridge is held together with internal brass standoffs soldered to the board so that it can be field replaced as a one piece optical system.
- Two-piece silicone and micro-cellular polyurethane foam gasket ensures a weather-proof seal around each individual LED.

LED Optics

- LED driver accepts 100V through 277V, 50 Hz to 60 Hz (UNV), or a driver that accepts 347V or 480V input.
- Power factor is .92 at full load.
- All electrical components are rated at 50,000 hours at full load and 25°C ambient conditions per MIL-217F Notice 2.
- Dimming drivers are standard with connections for external dimming equipment available upon request.
- Component-to-component wiring within the luminaire may carry no more than 80% of rated load and is listed by UL for use at 600VAC at 50°C or higher.
- Plug disconnects are listed by UL for use at 600 VAC, 15A or higher. 13A rating applies to primary (AC) side only.

Electrical

- Fixture electrical compartment shall contain all LED driver components and shall be provided with a push-button terminal block for AC power connections.
- Optional 7-pin ANSI C136.41-2013 twist-lock photo control receptacle available. Compatible with ANSI C136.41 external wireless control devices.
- Surge protection - 20KA; shuts off at end of life.
- Lifeshield™ Circuit - protects luminaire from excessive temperature by interfacing with the 0-10V dimmable drivers to reduce drive current as necessary. The factory-preset temperature limits are designed to ensure maximum hours of operation to assure L70 rated lumen maintenance. The device shall activate at a specific, factory-preset temperature, and progressively reduce power over a finite temperature range. A luminaire equipped with the device may be reliably operated in any ambient temperature up to 55°C (131°F). The thermal circuit will allow higher maximum Wattages than would be permissible on an unregulated luminaire (if some variation in light output is permissible), without risk of premature LED failure or lumen depreciation. Operation shall be smooth and undetectable to the eye. Thermal circuit is designed to "fail on", allowing the luminaire to revert to full power in the event of an interruption of its power supply, or faulty wiring connection to the drivers. The device shall be able to co-exist with other 0-10V control devices (occupancy sensors, external dimmers, etc.). The device will effectively control the solder point temperature as needed; otherwise it will allow the other control device(s) to function unimpeded.

Controls/Options

- Available with an optional passive infrared (PIR) motion sensor capable of detecting motion 360° around the luminaire. When no motion is detected for the specified time, the Motion Response system reduces the Wattage to factory preset level, reducing the light level accordingly. When motion is detected by the PIR sensor, the luminaire returns to full Wattage and full light output. Please contact Beacon Products if project requirements vary from standard configuration.
- Available with Energeni for optional set dimming, timed dimming with simple delay, or timed dimming based on hours of operation or time of night (see www.beaconproducts.com/products/energeni).

Installation

- Mounting options for horizontal arm, vertical tenon or traditional arm mounting available. Mounting hardware included.
- Product is suitable for applications requiring 3G testing prescribed by ANSI C136.31

Finish

- Beacon's V polyester powder-coat electrostatically applied and thermocured.
- Beacon's V finish consists of a five stage pretreatment regimen with a polymer primer sealer and top coated with a thermoset super TGIC polyester powder coat finish.
- The finish meets the AAMA 605.2 performance specification which includes passing a 3000 hour salt spray test for corrosion resistance and resists cracking or loss of adhesion per ASTM D522 and resists surface impacts of up to 160 inch-pounds.

Listings

The luminaire shall be NRTL certified to UL 1598 and 8750 standards for use in wet locations.

Warranty

Five year limited warranty (for more information visit: http://www.hubbelllighting.com/resources/warranty).

PRODUCT IMAGE(S)

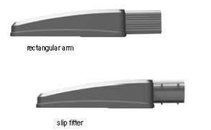

DIMENSIONS

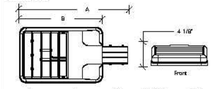

A	B	C	Weight	EPA
22.75" (578 mm)	16.75" (425 mm)	4.13" (105 mm)	15.0 lbs (6.8 kg)	.67 ft²

MOUNTING OPTIONS

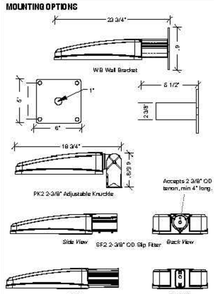

CERTIFICATIONS/LISTINGS

*3000K and warmer CCTs only

© 2015 BEACON PRODUCTS, All Rights Reserved • For more information visit our website: www.beaconproduct.com • Printed in USA VPS-S-PEC 2/16

PERFORMANCE DATA

# OF LED'S	DRIVE CURRENT (MILLIAMPS)	SYSTEM WATTS	DISTRIBUTION TYPE	5K (5000K nominal, 70 CRI) LUMENS	LPW*	B	U	G	4K (4000K nominal, 70 CRI) LUMENS	LPW*	B	U	G
22	700 mA	50	FR/T1	6081	113	1	0	1	6020	112	1	0	1
			T2	5415	101	2	0	2	5361	100	2	0	2
			T3	5274	99	1	0	2	5221	98	1	0	2
			T4	5852	109	1	0	2	5774	108	1	0	2
			T4-BLC	3589	67	0	0	1	3554	66	0	0	1
			T5GM	5919	110	3	0	1	6860	109	3	0	1
			T5R	6030	112	3	0	3	5969	111	3	0	3
			T5W	5534	105	3	0	1	5475	104	3	0	1
22	875 mA	70	FR/T1	7152	108	1	0	1	7080	107	1	0	1
			T2	6761	102	2	0	2	6693	101	2	0	2
			T3	6502	99	2	0	2	6437	98	2	0	2
			T4	6824	103	1	0	2	6558	99	1	0	2
			T4-BLC	3838	68	0	0	1	3799	58	0	0	1
			T5GM	7285	110	3	0	1	7213	109	3	0	1
			T5R	7747	111	3	0	3	7094	107	3	0	3
			T5W	6762	102	3	0	2	6696	101	3	0	2
30	700 mA	70	FR/T1	8996	113	1	0	1	8016	112	1	0	1
			T2	7204	101	2	0	2	7133	100	2	0	2
			T3	7743	108	2	0	2	7666	107	2	0	2
			T4	7896	111	1	0	2	7817	110	1	0	2
			T4-BLC	4264	67	0	0	2	4740	66	0	0	2
			T5GM	7846	110	3	0	1	7768	109	3	0	1
			T5R	8035	112	3	0	3	7954	111	3	0	3
			T5W	8305	116	3	0	2	8222	115	3	0	2
30	875 mA	90	FR/T1	9757	108	1	0	1	9660	107	1	0	1
			T2	9225	102	2	0	3	9133	101	2	0	3
			T3	8870	99	2	0	2	8781	98	2	0	2
			T4	9036	102	1	0	3	8946	101	1	0	3
			T4-BLC	5253	58	0	0	2	5181	58	0	0	2
			T5GM	9935	110	3	0	1	9835	109	3	0	1
			T5R	9771	109	3	0	3	9674	107	3	0	3
			T5W	9225	102	4	0	2	9133	101	3	0	2
48	700 mA	110W	FR/T1	12679	114	2	0	1	15522	113	2	0	1
			T2	11332	102	3	0	3	11220	101	3	0	3
			T3	11220	101	2	0	3	11108	100	2	0	3
			T4	12342	111	2	0	3	12219	110	2	0	3
			T4-BLC	7492	67	0	0	2	7417	67	0	0	2
			T5GM	12342	111	3	0	2	12219	111	3	0	2
			T5R	12567	113	4	0	4	12441	112	4	0	4
			T5W	12175	110	4	0	2	12053	109	4	0	2
60	700 mA	136W	FR/T1	15848	116	2	0	1	15690	115	2	0	1
			T2	14165	103	3	0	3	14025	102	3	0	3
			T3	14025	102	3	0	3	13885	101	3	0	3
			T4	15427	113	2	0	3	15274	111	2	0	3
			T4-BLC	9365	68	0	0	3	9271	68	0	0	3
			T5GM	15427	113	4	0	2	15274	111	4	0	2
			T5R	15708	115	4	0	4	15259	111	4	0	4
			T5W	15218	111	4	0	2	15066	111	4	0	2

*Lumen values are from photometric tests performed in accordance with IESNA LM-79-08. Data is considered to be representative of the configurations shown. Actual performance may differ as a result of end-user environment and application.

© 2016 BEACON PRODUCTS, All Rights Reserved • For more information visit our website: www.beaconproducts.com • Printed in USA SPEC 1/16

ORDERING INFORMATION

ORDERING EXAMPLE: VPS/30NB-90/5K/T5R/UNV/PCR-TL/SF2/GENIXX/BLC/RA/BBT

VPS

SERIES	ENGINE-WATTS	LED COLOR
VPS viper-small	22NB-50 50W, LED array	3K 3000K
	22NB-70 70W, LED array	4K 4000K
	30NB-70 70W, LED array	5K 5000K
	30NB-90 90W, LED array	
	48NB-110 110W, LED array	
	60NB-136 136W, LED array	

VOLTAGE
UNV 120-277V
347V 347V
480V 480V

OPTICS[5]
T1 type I
T2 type II
T3 type III
T4 type IV
T5R type V, rectangular
T5QM type V, square medium
T5W type V, round wide
FR front row auto optic

ELECTRICAL OPTIONS
PCR-TL Twist-lock receptacle with photo control
PCR-SC Twist-lock receptacle with short-ing cap
2PF[1,2] dual power feed
PCRU Twist-lock receptacle

CONTROL OPTIONS
GENI-XX[2,3] energeni

HOUSE SIDE SHIELD OPTIONS
HSS-90 house side shield 90°
HSS-180 house side shield 180°
BLC[4] backlight control

SENSOR OPTIONS
MDD[6] motion dimming detector

FINISH
BBT basic black textured
BMT black matte textured
WHT white textured
MBT metallic bronze textured
BZT bronze textured
DBT dark bronze textured
GYS gray smooth
DPS dark platinum smooth
GNT green textured
MST metallic silver textured
MTT metallic titanium textured
OWI old world iron
RAL _____

MOUNTING OPTIONS
RA rectangular arm for round or square pole mount, RPA included.
SF2 2 3/8" OD slip-fitter
PK2 2 3/8" adjustable knuckle

ACCESSORIES
WB wall bracket (use with SF2 or PK2), SF2 standard

MDD ORDERING INFORMATION: When ordering a fixture with the motion detection option (MDD), please specify the appropriate information. These settings are specified in the ordering as shown in the example below.

VPS / 30NB-90 / 5K / T5R / UNV / **MDD** – 1 to 30 min – 33% or 50% – 20' / MT

High to Dim Delay · Low Level · Mounting Height (ft.)

[1] not available with 30NB-90
[2] not available @ 347V or 480V input
[3] Not available with other control or sensor options.
[4] T4 optic only
[5] When ordering Energeni, specify the routine setting code (example GENI-04). See Energeni brochure and instructions for setting table and options. Not available with sensor options.
[6] To rotate optics Left or right 90 degrees, specify L or R after the optical distribution example T4L.

DesignLights Consortium qualified. Consult DLC website for more details: http://www.designlights.org/QPL

PHOTOMETRICS

Type II
VP-S-60NB-136-5K-T2

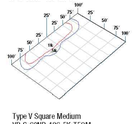

Type III
VP-S-60NB-136-5K-T3

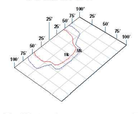

Type IV
VP-S-60NB-136-5K-T4

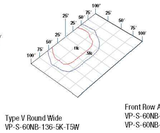

Type V Square Medium
VP-S-60NB-136-5K-T5QM

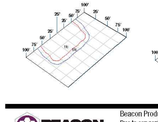

Type V Rectangular
VP-S-60NB-136-5K-T5R

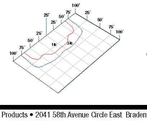

Type V Round Wide
VP-S-60NB-136-5K-T5W



Front Row Auto Optic / Type I
VP-S-60NB-136-5K-FR
VP-S-60NB-136-5K-T1

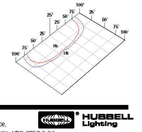

© 2015 BEACON PRODUCTS, All Rights Reserved • For more information visit our website: www.beaconproducts.com • Printed in USA VPS-SPEC 2/16

ELECTRICAL DATA

# OF LEDS	NUMBER OF DRIVERS	DRIVE CURRENT (mA)	INPUT VOLTAGE (V)	SYSTEM POWER (w)	CURRENT (Amps)
22	2	700 mA	120	50	0.4
			277		0.2
			347		0.1
			480		0.1
22	2	875 mA	120	70	0.6
			277		0.3
			347		0.2
			480		0.1
30	2	700 mA	120	70	0.6
			277		0.3
			347		0.2
			480		0.1
30	1	875 mA	120	90	0.8
			277		0.3
			347		0.3
			480		0.2
48	1	700 mA	120	110	0.9
			277		0.4
			347		0.3
			480		0.2
60	1	700 mA	120	136	1.1
			277		0.5
			347		0.4
			480		0.3

PROJECTED LUMEN MAINTENANCE

AMBIENT TEMP.	0	25,000	50,000	TM-21-11 60,000	100,000	Calculated L70 (HOURS)
25°C / 77°C	1.00	0.97	0.95	0.95	0.92	>470,000

[1] Projected per IESNA TM-21-11
Data references the extrapolated performance projections for the base model in a 40°C ambient, based on 10,000 hours of LED testing per IESNA LM-80-08

AMBIENT TEMPERATURE	LUMEN MULTIPLIER
0°C	52°F 1.02
10°C	50°F 1.01
20°C	68°F 1.00
25°C	77°F 1.00
30°C	86°F 0.98
40°C	104°F 0.98

Use these factors to determine relative lumen output for average ambient temperatures from 0-40°C (52-104°F).

DRILL PATTERN

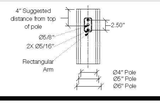

EPA

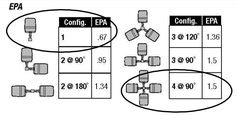

Config.	EPA
1	.67
2 @ 90°	.95
2 @ 180°	1.34

Config.	EPA
3 @ 120°	1.36
3 @ 90°	1.5
4 @ 90°	1.5

© 2016 BEACON PRODUCTS, All Rights Reserved • For more information visit our website: www.beaconproducts.com • Printed in USA SPEC 1/16

1 20' DECORATIVE LIGHT FIXTURE

BEACON design . performance . technology
www.beaconproducts.com

Type:
Project Name:
Notes:

rev. 09.28.2015
BOS40 (LED)
40" Bostonian Luminaire
Max Weight: 50.0 lbs
Max EPA: 3.94 sq ft

Sample Ordering	BOS40	/	AC	/	24NB-55	/	5K	/	UNV	/	DIR3	/	PEC	/	GENIXX	/	PT	/	TRF	/	BBT
	A		B		C		D		E		F		G		H		I		J		K

DETAILS

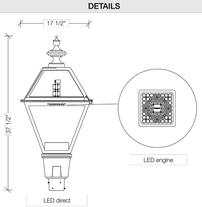

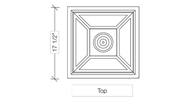

MOUNTING OPTIONS

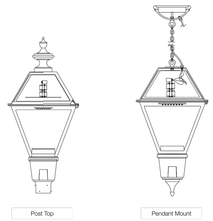

A. MODEL
- BOS40 Bostonian 40"

B. LENS OPTIONS
- AC acrylic, clear
- AF acrylic, frosted
- AS acrylic, seeded
- AW acrylic, white
- PC polycarbonate, clear
- PF polycarbonate, frosted

C. ENGINE-WATTS
- 24NB-55 55 Watts - LED array
- 36NB-80 80 Watts - LED array
- 48NB-110 110 Watts - LED array
- 60NB-136 136 Watts - LED array

D. CCT - COLOR TEMP
- 3K 3000K
- 4K 4000K
- 5K 5000K (std.)

E. VOLTAGE
- UNV 120-277V
- 347 347V
- 480 480V

F. OPTICS
- DIR2 direct, type II
- DIR3 direct, type III
- DIR4 direct, typeIV
- DIR5 direct, type V

G. ELECTRICAL OPTIONS
- PEC photocell, button

H. CONTROL OPTIONS
- GENI-XX energeni [1]

I. MOUNTING OPTIONS
- PT post top
- PM pendant mount [2]

J. STYLE OPTIONS
- TRF traditional fitter

J. COLOR
- BBT basic black textured
- BMT black matte textured
- WHT white textured
- MBT metallic bronze textured
- BZT bronze textured
- DBT dark bronze textured
- GYS gray smooth
- DPS dark platinum smooth
- GNT green textured
- MST metallic silver textured
- MTT metallic titanium textured
- OWI old world iron
- RAL _____

[1] When ordering Energeni, specify the routine setting code (example GENI-04). See Energeni brochure and instructions for setting table and options. Not available with sensor options.
[2] consult factory

BEACON design . performance . technology

rev. 09.28.2015
BOS40 (LED)
40" Bostonian Luminaire
Max Weight: 50.0 lbs
Max EPA: 3.94 sq ft

Housing: All cast aluminum parts shall be low copper alloy A356. All extruded aluminum parts shall be alloy 6061-T6, 6063-T5 or equal.

Construction: The upper chamber/lid shall be topped by a decorative cast aluminum finial/cap and mechanically fastened to the optical chamber. The cast multi-sided cage shall accommodate UV stabilized acrylic or polycarbonate lenses (side panels) which shall be sealed for weather tight operation.
The electrical chamber/fitter shall be aluminum, decorative fitter designed to accommodate the ballast assembly and shall mount to 3 OD x 3" H tenon and secured by three stainless steel set screws.

Fasteners: All fasteners shall be Corrosion Resistant. When tamper resistant fasteners are required, spanner HD (snake eye) style shall be provided (special tool required, available at additional cost).

Finish: Finish shall be a Beacote V polyester powder-coat electro-statically applied and thermocured. Beacote V finish shall consist of a five stage iron phosphate chemical pretreatment regimen with a polymer primer sealer, oven dry off, and top coated with a thermoset super TGIC polyester powder coat finish. The finish shall meet the AAMA 605.2 performance specification which includes passing a 3000 hour salt spray test for corrosion resistance and resists cracking or loss of adhesion per ASTM D522 and resists surface impacts of up to 160 inch-pound.

Bezel Optical System: Each luminaire is supplied with an optical one piece cartridge system consisting of an LED engine, LED lamps, optics, gasket and stainless steel bezel. The cartridge is held together with internal brass standoffs soldered to the board so that it can be field replaced as a one piece optical system. Two-piece silicone and polycarbonate foam gasket ensures a weather-proof seal around each individual LED and allows the luminaire to be rated for high-pressure hose down applications.
The optical cartridge is secured to the extruded housing with fasteners and a heat pad to ensure thermal conductivity. The optics are held in place without the use of adhesives and the complete assemble is gasketed for high pressure hose down cleaning. The cartridge assembly is available in various lighting distributions using a specially designed acrylic optical lens over each LED.

Power Supply/Driver Requirements: U.L. UL1310, Class 2 and UL48 compliant

Color Rendering Index (CRI): Luminaire shall have a minimum CRI of 67 at 5000K.

Operating Environment: Shall be able to operate normally in ambient temperatures from -40°C to 40°C

LifeShield™ Circuit: Thermal circuit shall protect the luminaire from excessive temperature by interfacing with its 0-10V dimmable drivers to reduce drive current as necessary. The factory-preset temperature limits shall be designed to ensure maximum hours of operation to assure L70 rated lumen maintenance. The device shall activate at a specific, factory-preset temperature, and progressively reduce power over a finite temperature range in recognition of the effect of reduced current on the internal temperature and longevity of the LEDs and other components. A luminaire equipped with the device may be reliably operated in any ambient temperature up to 55°C (131°F). The thermal circuit will allow higher maximum Wattages than would be permissible on an unregulated luminaire (if some variation in light output is permissible), without risk of premature LED failure. Operation shall be smooth and undetectable to the eye. Thermal circuit shall directly measure the temperature at the LED solder point.

Thermal circuit shall consist of surface mounted components mounted on the LED engine (printed circuit board). For maximum simplicity and reliability, the device shall have no dedicated enclosure, circuit board, wiring harness, gaskets, or hardware. Device shall have no moving parts, and shall operate entirely at low voltage (NEC Class 2). The device shall be located in an area of the luminaire that is protected from the elements.

Thermal circuit shall be designed to "fail on", allowing the luminaire to revert to full power in the event of an interruption of its power supply, or faulty wiring connection to the drivers.

Device shall be able to co-exist with other 0-10V control devices (occupancy sensors, external dimmers, etc.). The device will effectively control the solder point temperature as needed; otherwise it will allow the other control device(s) to function unimpeded.

Surge Protector: The on-board surge protector shall be a UL recognized component for the United States and Canada and have a surge current rating of 20,000 Amps using the industry standard 8/20 pSec wave. The LSP shall have a clamping voltage of 825V and surge rating of 540J. The case shall be a high-temperature, flame resistant plastic enclosure.
Electrical: Luminaires are equipped with LED driver(s) that accept 90 through 305 VAC, 50 Hz to 60 Hz (UNIV). Power factor is .92 at full load. All electrical components are rated at 50,000 hours at full load and 25°C ambient conditions per MIL-217F Notice 2. All driver components supplied are component-to-component wiring within the luminaire will carry no more than 80% of rated current and is listed by UL for use at 600VAC at 50°C or higher. Plug disconnects are listed by UL for use at 600 VAC, 15A or higher.

Agency Certification: The luminaire shall bear an NRTL label and be marked suitable for wet locations.

Limited Warranty: Beacon luminaires feature a 5 year limited warranty. Beacon LED luminaires with LED arrays feature a 5 year limited warranty covering the LED arrays. LED drivers are covered by a 5 year limited warranty. PIR sensors carry a 5 year limited warranty from the sensor manufacturer. See Warranty Information on www.beaconproducts.com for complete details and exclusions.

Due to our continued efforts to improve our products, product specifications are subject to change without notice.

2 8' DECORATIVE LIGHT FIXTURE

STEWART / HG
STRONGER BY DESIGN

5701 GROVE AVENUE
RICHMOND, VA 23226
T 804.740.7500

FIRM LICENSE #: C-1051
www.stewarthc.com
PROJECT # M15038

CONTACT: CHARLENE HARPER

Client:

WESTHAMPTON, LLC
350 PEMBROKE LAND
GOOCHLAND, VA 23238

CONTACT: STEFAN CAMETAS

Project:

WESTHAMPTON ON GROVE

Vicinity map:

Seal:

NOT FOR CONSTRUCTION

Issued for:

SPECIAL USE PERMIT

No.	Date	Description

Title:

LIGHTING DETAILS

Project number: M15038
Date: 05.11.2016
Drawn by: DSS
Approved by: DCG

Sheet: L2.00

F:\2015\Cametas - Westhampton Theatre Property M15038\DWGS\1 - Design\Sheet Files\M15038-L1.00-Planting Plan.dwg May 11, 2016 - 1:55pm